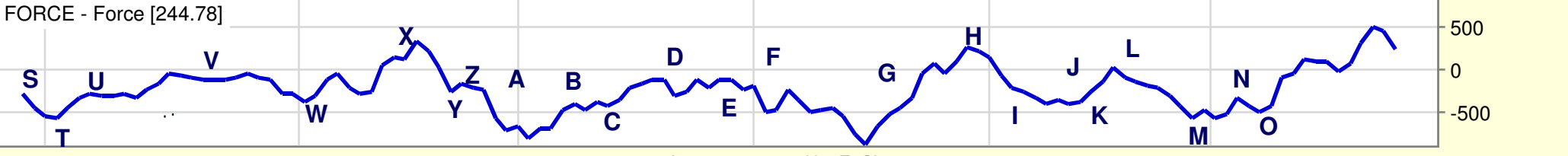
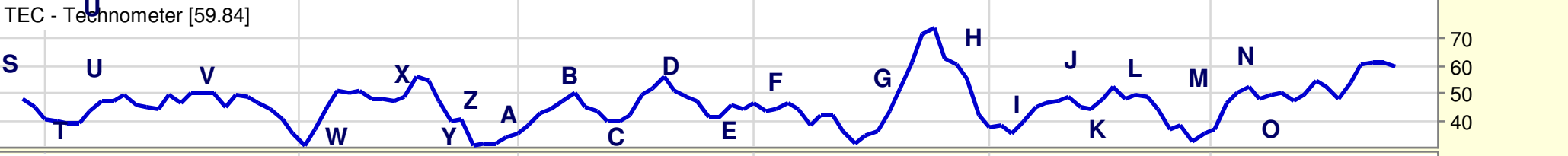
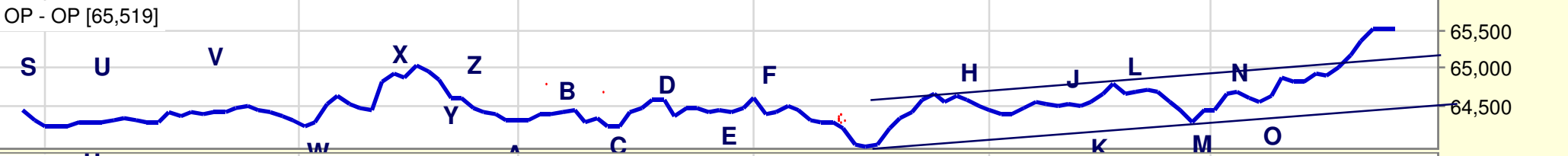
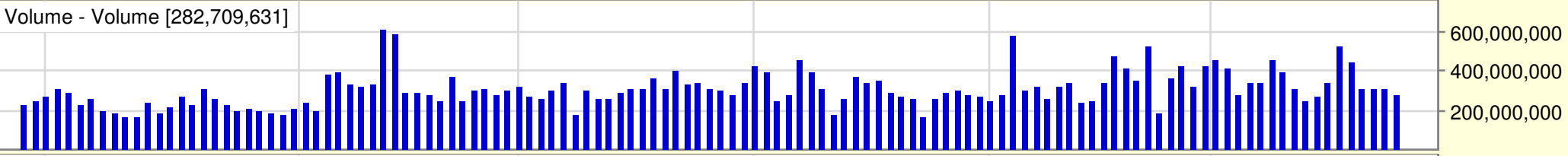


WYCKOFF WAVE

WYCKOFF WAVE [Open: 33,254.250 High: 33,254.250 Low: 33,104.914 Close: 33,254.250] (+0.37%)



WYCKOFF WAVE

WYCKOFF WAVE [Open: 32,512.471 High: 33,254.250 Low: 32,516.145 Close: 33,254.250] (+2.04%)

↑ Middle of
2000 & 2007 Distribution



Wyckoff Wave - Weekly Chart

Volume - Volume [1,221,193,927]

