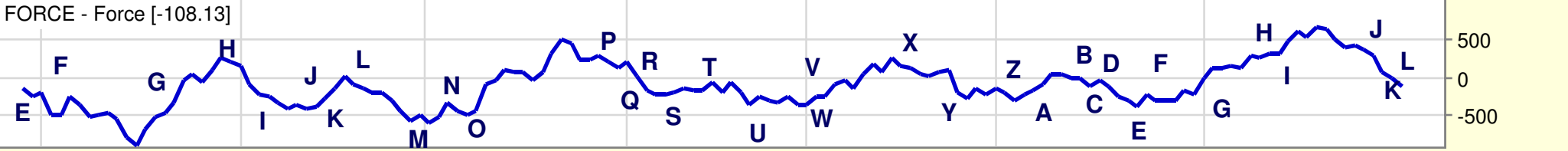
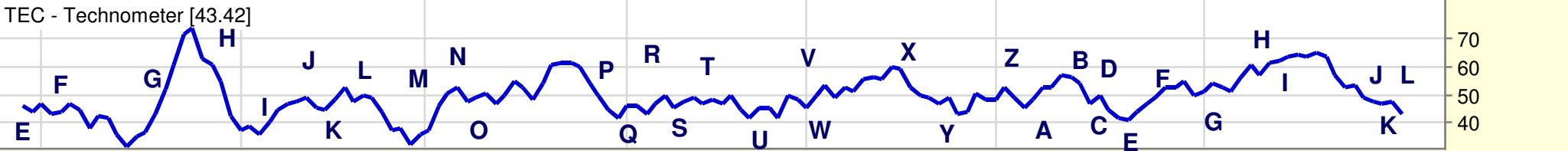

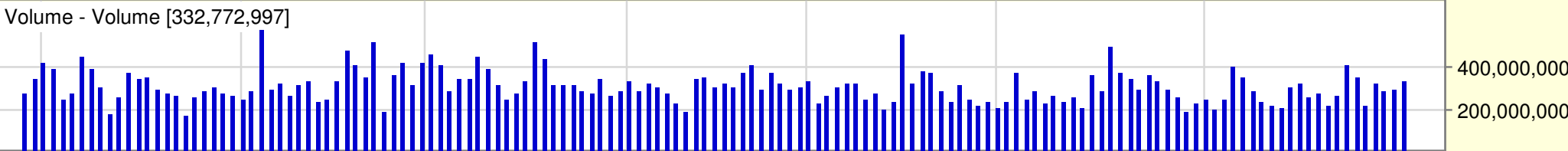


WYCKOFF WAVE

WYCKOFF WAVE [Open: 37,015.71 High: 37,311.10 Low: 36,600.05 Close: 36,600.05] (-1.3%)



WYCKOFF WAVE

WYCKOFF WAVE [Open: 37,226.77 High: 37,606.40 Low: 36,600.05 Close: 36,600.05] (-1.2%)

Wyckoff Wave - Weekly Chart



Long Term Up Trend Channel in Orange
Drawn from 2008 Lows

