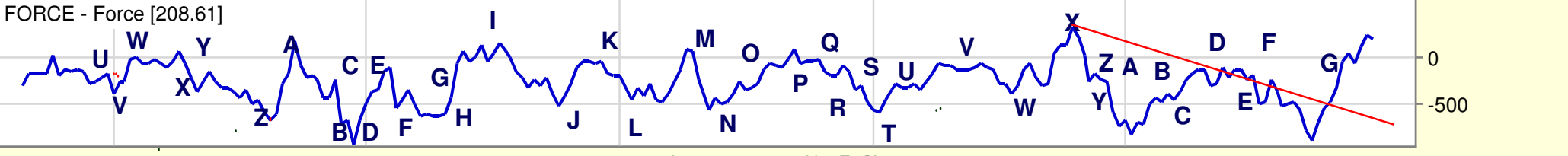
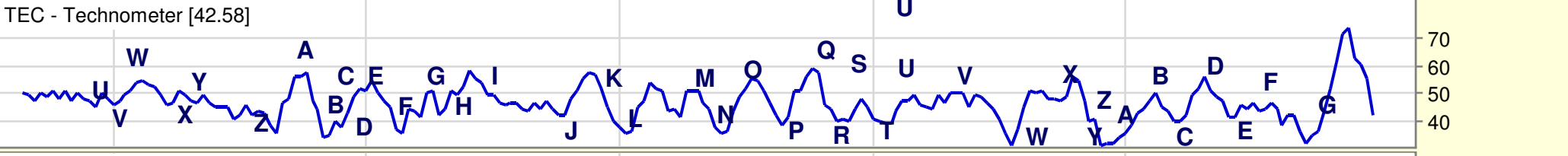
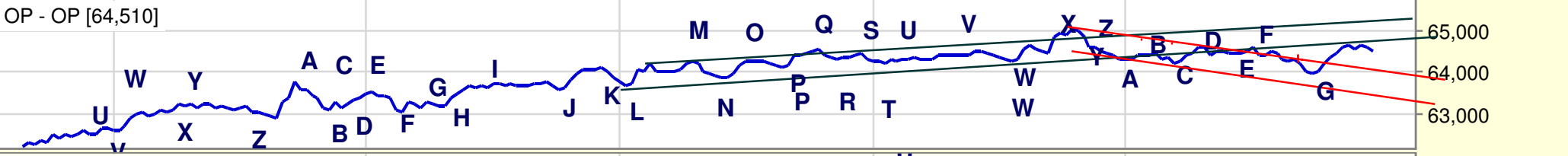
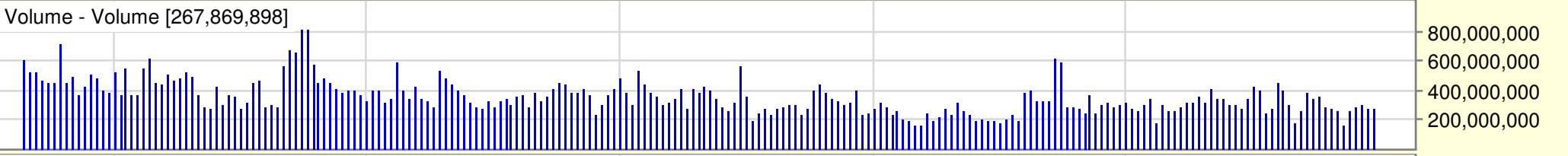


WYCKOFF WAVE

WYCKOFF WAVE [Open: 31,229.230469 High: 31,304.160156 Low: 31,113.544922 Close: 31,183.960938] (-0.19%)



WYCKOFF WAVE

WYCKOFF WAVE [Open: 30,972.060547 High: 31,308.929688 Low: 30,581.460938 Close: 31,183.960938] (+0.17%)

↑ Middle of
2000 & 2007 Distribution

Wyckoff Wave - Weekly Chart



Volume - Volume [1,393,491,017]

