

WW Monday, July 18, 2016, 4:00:00 O: 43,427.97 H: 43,663.78 L: 43,159.55 C: 43,523.55



43,739.28
43,523.55
 43,346.36
 42,953.84
 42,561.12
 42,168.41
 41,775.69
 41,382.97
 40,990.25
 40,597.53
 40,204.81
 39,812.09
 39,419.38

Colored Volume 15,843,864,974 - *



30,891,626,626
 25,188,564,453
 19,485,502,280
15,843,864,974
 13,762,440,107
 8,079,377,934
 2,376,315,761

OP OP: 23,321,685,378 - *



23,321,685,378
 7,767,728,440

FORCE Force: 1,289,281,111 - *



2,131,726,304
1,289,281,111

TEC Technometer: 42.25 - *

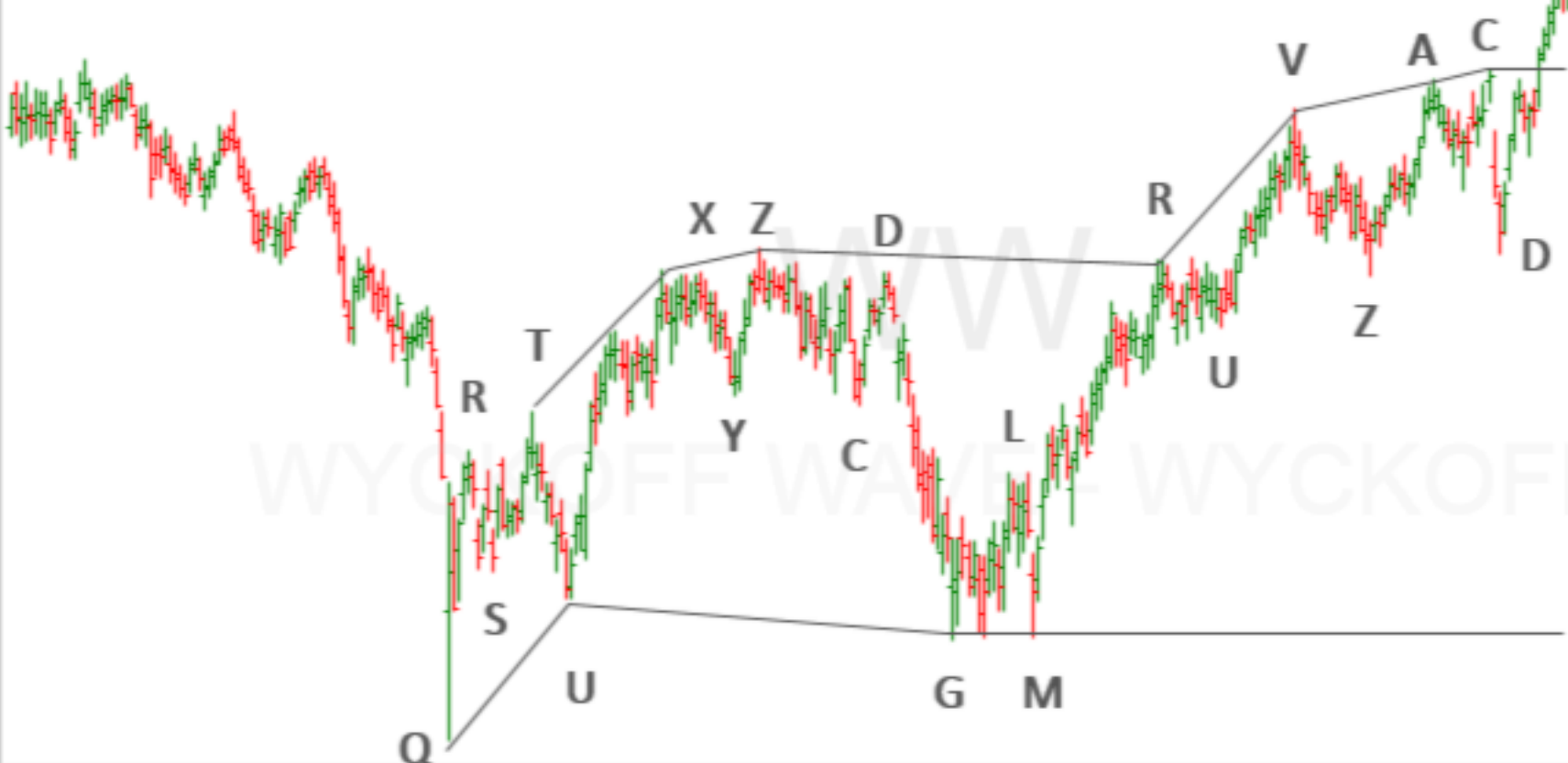


51.45
42.25

April 19, 2016 May 9 May 19 June 2 June 15 June 28 July 12

WW Monday, July 18, 2016, 4:00:00 O: 43,427.97 H: 43,663.78 L: 43,159.55 C: 43,524.15

43,524.15




42,894.40
42,049.52
41,204.64
40,359.76
39,514.89
38,670.01
37,825.13
36,980.25
36,135.37
35,290.49
34,445.61
33,600.73
32,755.86

Colored Volume 14,836,846,016 - *



48,707,307,889
14,836,846,016

OP OP: 50,684,368,979 - *



50,684,368,979
-5,814,854,474

FORCE Force: 1,289,281,111 - *



3,586,624,646
1,289,281,111

TEC Technometer: 42.25 - *



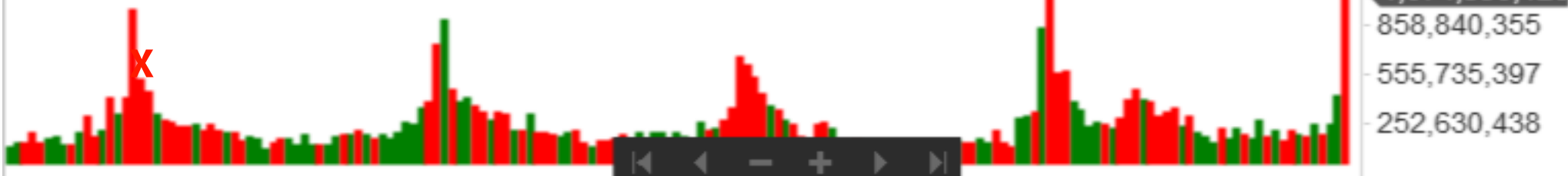
56.82
42.25

April 21, 2015 July 31 October 8 December 23 April 6, 2016 June 15

WW Monday, July 18, 2016, 15:50:00 O: 43,527.57 H: 43,563.45 L: 43,494.69 C: 43,525.14



Colored Volume 1,074,990,126 - x



Tuesday, July 12, 2016, 13:20:00

Friday, July 15, 2016, 10:10:00

Monday, July 18, 2016, 15:00:00