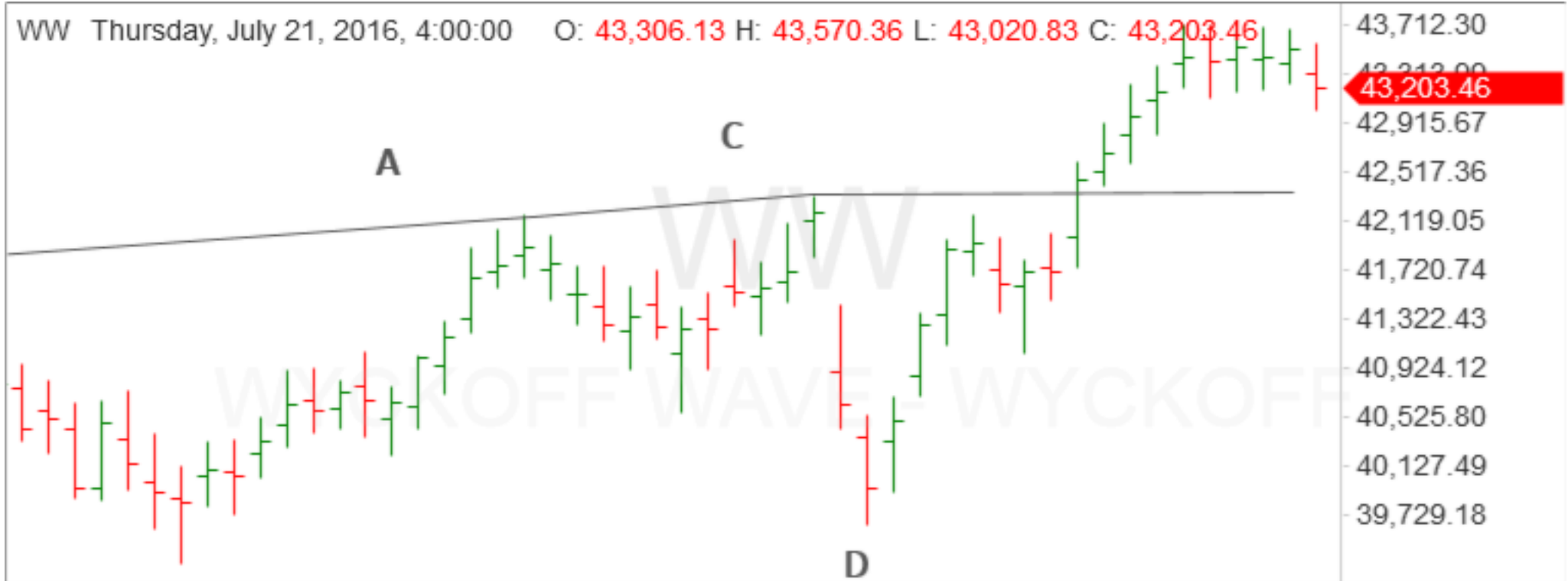


WW Thursday, July 21, 2016, 4:00:00

O: 43,306.13 H: 43,570.36 L: 43,020.83 C: 43,203.46



43,712.30
 43,312.00
43,203.46
 42,915.67
 42,517.36
 42,119.05
 41,720.74
 41,322.43
 40,924.12
 40,525.80
 40,127.49
 39,729.18

Colored Volume 11,496,842,977 - x




30,895,733,526
 23,329,441,193
 15,763,148,860
11,496,842,977
 8,196,636,526
 630,564,193

OP OP: 256,156,927 - x



204,064,416
256,156,927
 144,477,511

FORCE Force: 20,170,558 - x



40,906,624
20,170,558

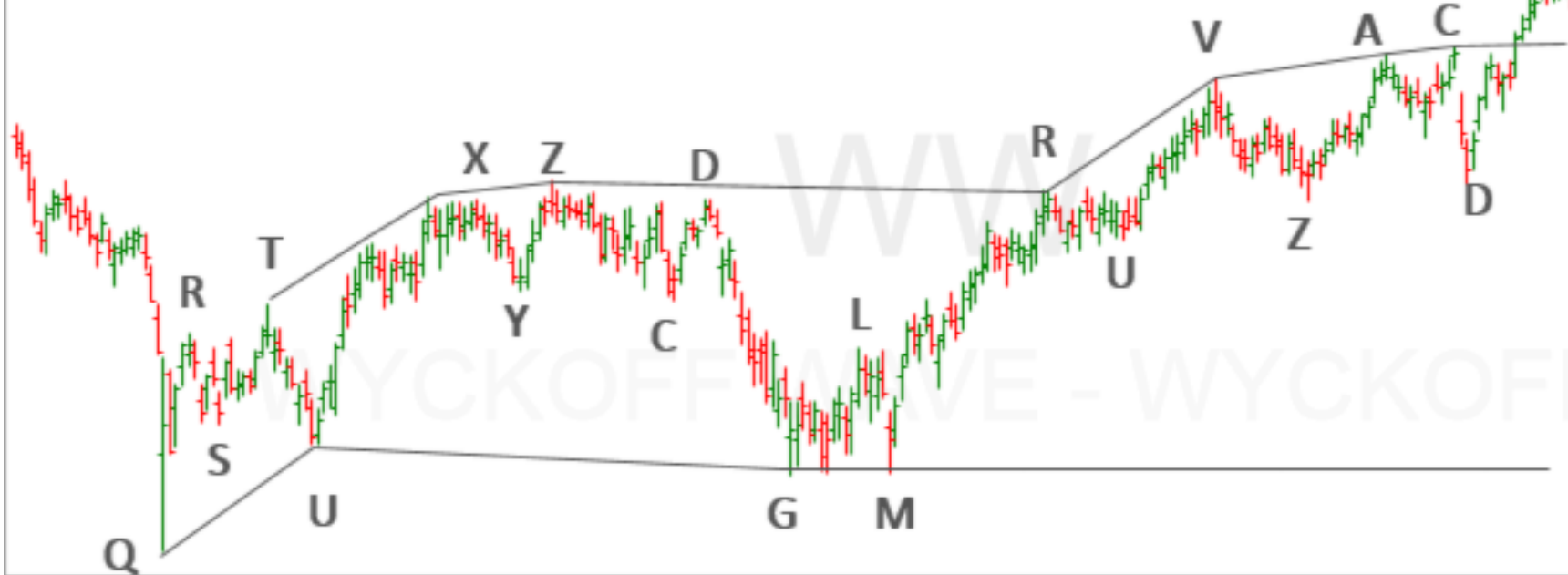
TFC Technometer: 44.02 - x



50.54
44.02

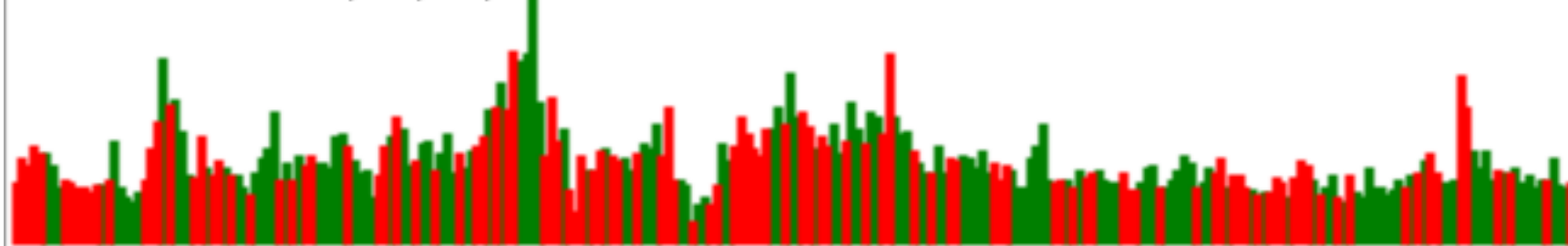
May 11, 2016 May 26 June 7 June 16 June 27 July 7 July 18

WW Thursday, July 21, 2016, 4:00:00 O: 43,306.13 H: 43,570.36 L: 43,020.83 C: 43,203.46



43,712.30
43,203.46
 42,594.51
 41,476.72
 40,358.93
 39,241.14
 38,123.35
 37,005.57
 35,887.78
 34,769.99
 33,652.20

Colored Volume 11,536,365,258 - *




48,708,966,644
 38,081,563,259
 27,454,159,873
 16,826,756,488
11,536,365,258
 6,199,353,102

OP OP: 1,052,141,616 - *



1,052,141,616
 222,108,017

FORCE Force: 20,170,558 - *



63,421,408
20,170,558

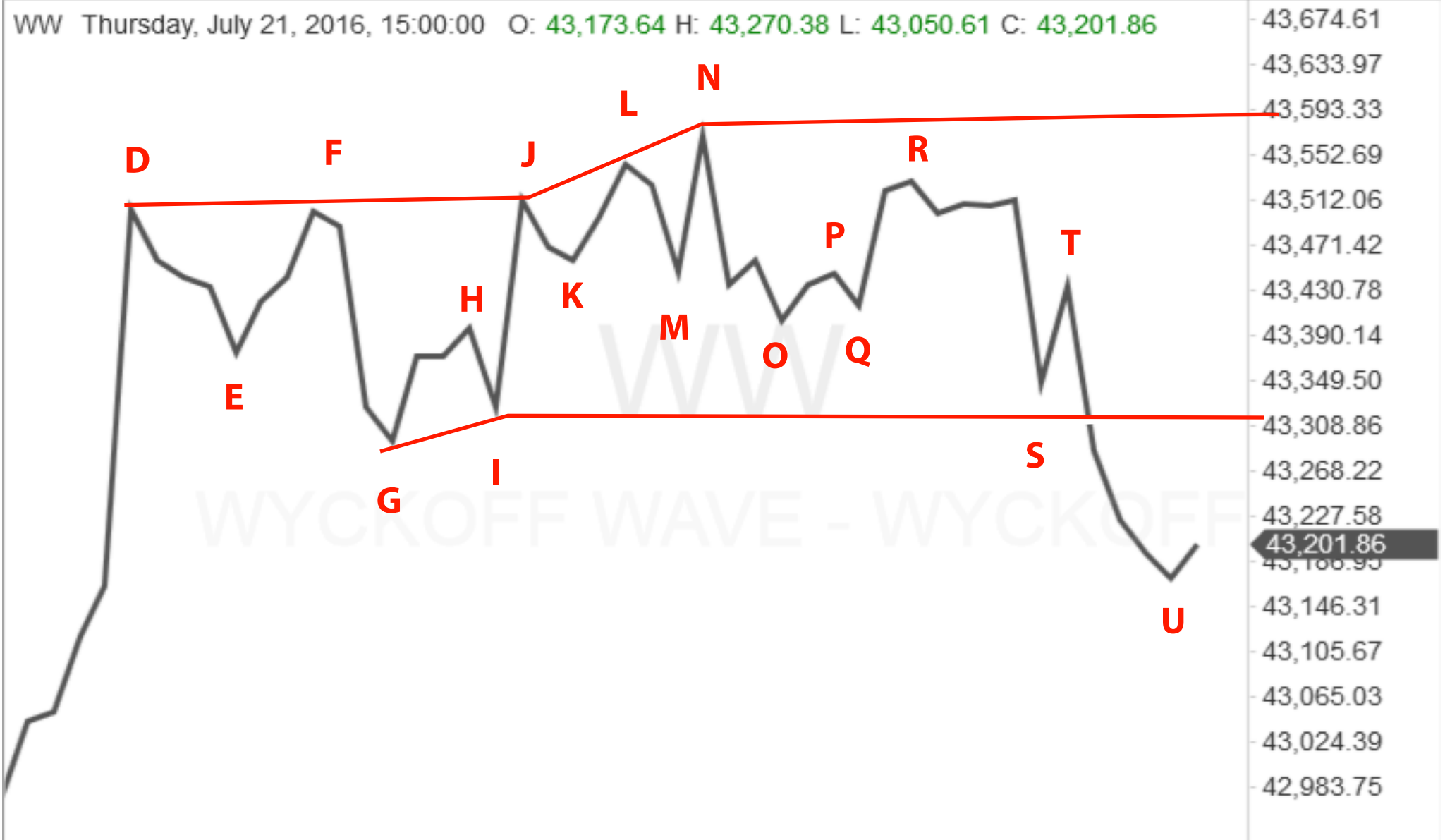
TEC Technometer: 44.02 - *



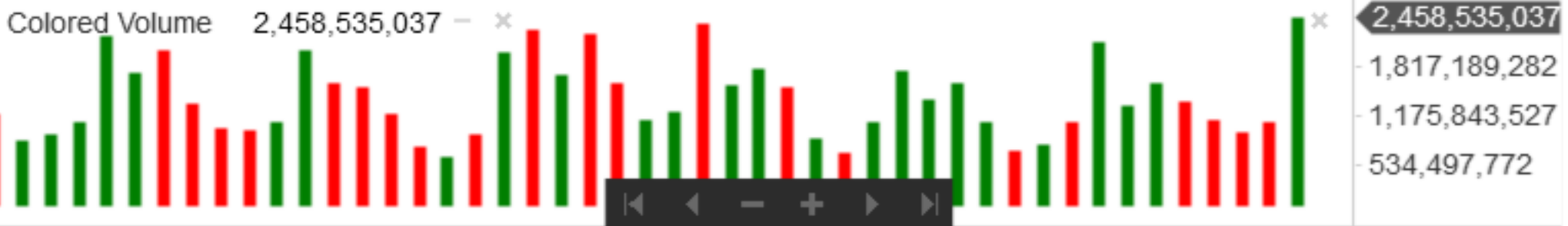
57.67
44.02

July 22, 2015 October 21 December 23 March 15, 2016 May 13 June 30

WW Thursday, July 21, 2016, 15:00:00 O: 43,173.64 H: 43,270.38 L: 43,050.61 C: 43,201.86



43,674.61
 43,633.97
 43,593.33
 43,552.69
 43,512.06
 43,471.42
 43,430.78
 43,390.14
 43,349.50
 43,308.86
 43,268.22
 43,227.58
43,201.86
 43,160.95
 43,146.31
 43,105.67
 43,065.03
 43,024.39
 42,983.75



July 13, 2016 July 15 July 18 July 19 July 20 July 21 July 22